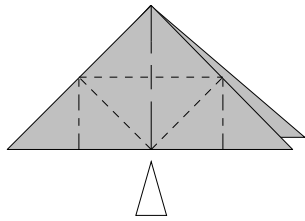
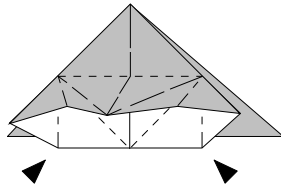


Lift top layer only

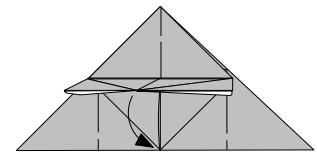


12



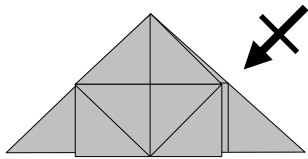
Push in and reverse fold

13



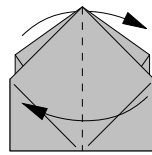
Fold down flap

14



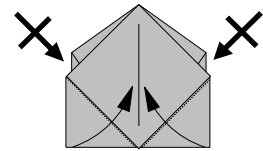
Repeat step 13 and 14 on back side.

15



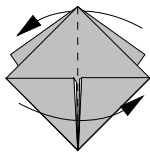
Fold front right flap and rear left over

16



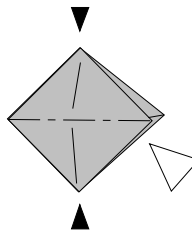
Fold tabs up and repeat behind

17



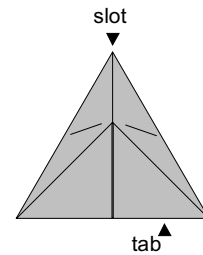
Fold front left flap and rear right over

18



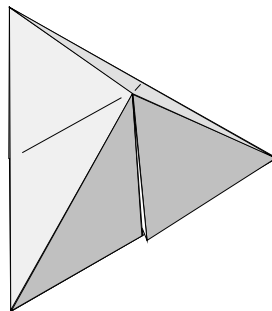
Open slightly on one side and gently apply pressure on top and bottom until it pops open.

19



Bottom view

20



This model can also be used as 3 dimensional modular units. Take one of the tabs in step 20 and tuck it into the slot in the front of another unit.

Kimberley's
Krystal

Copyright 1996
Mark Y. McKinnon