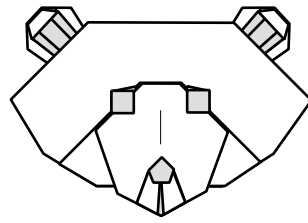
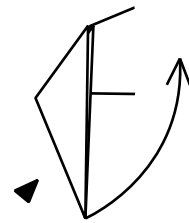


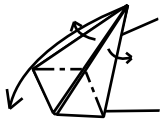
70. More shaping.



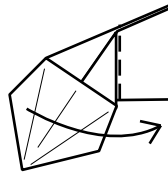
71. Completed head.



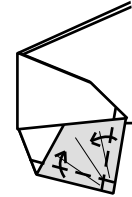
72. Squash arm.



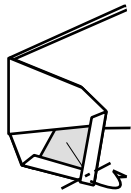
73. Swing down while spreading out layers.



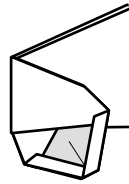
74. Valley over.



75. Valley edges in (bottom one first).



76. Mountain tip.



77. Completed arm. Repeat steps 72-76 on other arm.



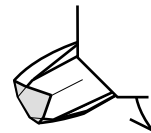
78. Mountain side of leg to match bottom edge.



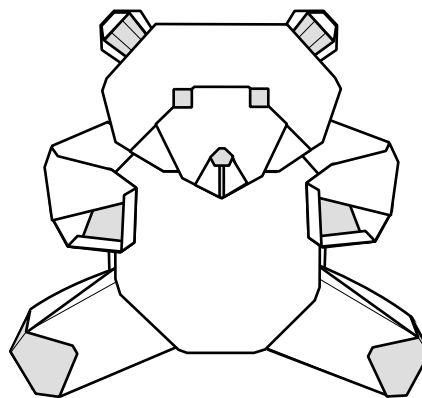
79. Pull out layers from sides to make leg 3-D.



80. Wrap corner over.



81. Completed leg. Repeat steps 78-80 on other leg. Stretch the stand (see step 60) down. Stretch legs forward and round model to taste.



82. Completed Fluffy
© 1994 Marc Kirschenbaum